



The Season of Advent

25 Days of Celebration
for families

Advent is a season of celebration and patience. It marks the arrival of something or someone momentous. For Christians, the season of Advent is a celebration of the anticipation of Christ's birth.

Thank you for joining us in this season of celebration and remembrance! This is the updated version of our Advent activities and it is designed to be much more user, prep-work, and budget-friendly. Our advent celebration involves a few gifts but puts the real focus on the meaning of the season by including verses to read together, fun activities (like a nativity scavenger hunt), a few crafts, and a focus on family togetherness! We hope you enjoy.

Happy holidays and Merry Christmas,

Greater Houston Moms







Directions & Prep-work


1. Review the supplies and note when you need to have certain items ready
 - Order and shop for what you need.
2. Label 25 envelopes #1-#25.
 - *A note on envelopes:* They can be as simple or fancy as you want. You can use purchased or fashion a simple pocket from construction or scrap book paper.
3. Cut apart the Advent instruction cards and place them in the corresponding envelope. (i.e. The December 1st card goes into to the #1 envelope.)
4. Set out the stable for your nativity. Keep back the pieces that you will hide for the Nativity Scavenger Hunt.
 - If you do not have one there is a printable version at the end of the document. Print out the blank stable scene and nativity pieces on the following page. Cut the pieces out. As they are found glue or tape them on to the blank stable scene.

Prep-work:

- **Dec. 1st:** Wrap up a Christmas Story book of your choosing. Label it 'December 1st' set it out on the first day with envelope #1.
 - **Dec. 2nd:** Hide the angel in the Kitchen
 - **Dec. 3rd:** Hide Mary in the Dining Room/ Area
 - **Dec. 4th:** You may want to pre-screen or choose an activity or charity to donate to that helps single moms/ women. A Houston favorite is Mission of Yahweh <https://missionofyahweh.org/>
 - **Dec. 5th:** Hide Joseph in your home's entry area or foyer.
 - **Dec. 6th:** Package half the coins, label with a #6, and place with the #6 envelope. Package the other half separately, label with a #18, and put with #18 envelope.
 - **Dec. 8th:** Hide the manger near your child(ren)'s play area or playroom.
- 




Prep-work (continued):

- **Dec. 9th:** Hide the sheep in the office or near the home computer.
 - **Dec. 10th:** Hide any extra nativity animals, like donkeys or camels, around the Living Room.
 - **Dec. 11th:** Brainstorm ideas on how to show favor to someone - spend time with them, pray for them, give a small thoughtful gift, help them with a chore, draw them a picture, make a Christmas card
 - **Dec. 12th:** If choosing to gift an atlas wrap and put with the #12 envelope.
 - **Dec. 13th:** If you choose to give new PJs wrap them and put them with the #13 envelope.
 - **Dec. 14th:** Hide the wise men in the Living Room.
 - **Dec. 15th:** Assemble the star making supplies.
 - **Dec. 16th:** Prepare for star gazing and carols. Maybe select a Christmas station and have a Bluetooth speaker available. If it will be chilly have hot cocoa, blankets, and jackets ready.
 - **Dec. 17th:** Choose a joyful family movie to watch. If necessary, find out when it will air and set up a recording, buy, or borrow it.
 - **Dec. 19th:** Print the Christmas Mad Libs-style activities and add them to the #19 envelope.
 - **Dec. 20th:** Prepare the Spelling Stones (see specific page instructions). Package them and place them with envelope #20. If Spelling Stones are too juvenile for your kids switch it out for another word-centric activity like a crossword puzzle book or a game like Boggle or Bananagrams.
 - **Dec. 21st:** Make sure you have your cookie making supplies on hand. It doesn't have to be fancy. If a tube is involved that is a-okay!
 - **Dec. 22nd:** Tonight is fire and marshmallows. Have your supplies ready!
 - **Dec. 23rd:** Acquire your chosen gingerbread house, wrap and label it 'December 23rd', place with the #23 envelope
 - **Dec. 24th:** Hide the baby Jesus in the Kitchen.
- 



Supplies

- 25 Envelopes, numbered 1-25
 - Daily printouts with instructions, cut apart
 - Any Nativity with the following individual pieces (or printout):
 - Manger,
 - Angel,
 - Joseph,
 - Mary,
 - Jesus,
 - Sheep,
 - Cow, Camel, Donkey, etc.
 - 3 wise men
 - Christmas Story book of your choosing
 - Gold coin candy, divided for 2 different days
 - This can be ordered but often during the season it is easily found at grocery stores, Hobby Lobby, or other party stores
 - The Complete Illustrated Children's Bible Atlas or a Map or any atlas of the Middle East
 - New PJs
 - Star Ornament instructions and supplies page
 - 5 Cinnamon Sticks or twigs about the diameter of a pencil, cut to equal lengths
 - Hot Glue & gun
 - String or Ribbon
 - *Optional:* Decorations
 - Joyful Christmas movie of your choice
 - Hot Cocoa
 - Christmas Mad Libs-style Printouts
 - Spelling Stones instructions and supplies or a different word-centric activity like crossword puzzles or a game (Boggle or Bananagrams)
 - Smooth stones (dollar store or floral department)
 - Paint pens
 - Supplies to make/ bake cookies
 - Gingerbread House supplies - a sweet treat, Lego, or crafty house
 - Marshmallow roasting and fire building supplies
- 



Schedule

December 1st:

- *Read:* The Advent Poem
- *Activity/ Gift:* a Christmas Story book

December 2nd:

- *Read:* Luke 1: 26-28
- *Activity:* Nativity Search - Angel (Kitchen)

December 3rd:

- *Read:* Luke 1: 29-32
- *Activity:* Nativity Search - Mary (Dining Room/ Area)

December 4th:

- *Read:* Luke 1: 38
- *Activity:* Choose items to donate to women's shelter

December 5th:

- *Read:* Matthew 1: 18-21
- *Activity:* Nativity Search - Joseph (Entry/ Foyer)

December 6th:

- *Read:* Luke 2: 1
- *Gift:* gold coin candy #1

December 7th:

- *Read:* Luke 2: 3-5
- *Activity:* Drive to see Christmas lights

December 8th:

- *Read:* Luke 2: 6-7
- *Activity:* Nativity Search - Manger (Play area/ Playroom)

December 9th:

- *Read:* Luke 2: 8-10
- *Activity:* Nativity Search - sheep (Office)

December 10th:

- *Read:* Luke 2: 11-12
- *Activity:* Nativity Search - other animals and set ups in the nativity (i.e. donkeys, carts, hay, camels - not the sheep or cow) (Living Room)

December 11th:

- *Read:* Luke 2: 13-14
- *Activity:* Favor someone

December 12th:

- *Read:* Luke 2: 15-16
- *Activity/ Gift:* The Complete Illustrated Children's Bible Atlas. Note: this can be done with any map/ atlas, spend time looking specifically at the lands where all of these stories are taking place

December 13th:

- *Read:* Psalm 95:6-7
- *Gift & Activity:* New PJs (optional) and pray

December 14th:

- *Read:* Matthew 2: 1
- *Activity:* Nativity Search - The 3 Wise Men (Living Room)

December 15th:

- *Read:* Matthew 2: 2
- *Activity:* Make star ornaments

December 16th:

- *Read:* Matthew 2: 9
- *Activity:* Star Gazing

December 17th:

- *Read:* Matthew 2: 10
- *Activity:* Watch a joyful family movie

December 18th:

- *Read:* Matthew 2: 11
- *Gift:* gold coin candy #2

December 19th:

- *Read:* 2 Corinthians 9:15
- *Activity:* Christmas Mad Libs-style games

December 20th:

- *Read:* John 1:1
- *Gift:* Christmas Spelling Stones or Word Game

December 21st:

- *Read:* John 1:3-5
- *Activity:* Make Cookies

December 22nd:

- *Read:* John 1:9, 12-13
- *Activity:* Make a fire and roast marshmallows

December 23rd:

- *Read:* John 1:14
- *Gift/ Activity:* Decorate/ build a gingerbread house

December 24th:

- *Read:* John 3:16
- *Activity:* Nativity Search: Jesus (Kitchen)

The Advent Poem

Christmas time is full of delight
Presents and treats, lights twinkling bright.

But, in fact, it means so very much more
And, over twenty-five days we'll discover its lore.

Return here each night and a story will be revealed
Through passages, books, and activities will yield

A complete picture of the yuletide season
As a family we will determine the reason.

For gifts and goodwill, each night will be shown
How the spirit of Christmas in your heart will be sown.



For your first activity find a box labeled:
December 1st



Luke 1: 26-28

An angel comes to Mary

26 ... God sent the angel Gabriel to Nazareth, a town in Galilee, 27 to a virgin pledged to be married to a man named Joseph, a descendant of David. The virgin's name was Mary. 28 The angel went to her and said, "Greetings, you who are highly favored! The Lord is with you."

Nativity Search:

I am an angel of the Lord. I came to Mary and told her she was with child. Who am I?

Find me in the Kitchen.



Luke 1: 29-32

Mary learns of Jesus

29 Mary was greatly troubled at his words and wondered what kind of greeting this might be. 30 But the angel said to her, "Do not be afraid, Mary; you have found favor with God. 31 You will conceive and give birth to a son, and you are to call him Jesus. 32 He will be great and will be called the Son of the Most High.

Nativity Search:

I am Jesus' Mother. Who am I?

Find me in the
Dining Room/ Area.



Luke 1: 38

Mary learns of Jesus

38 "I am the Lord's servant,"
Mary answered. "May your
word to me be fulfilled."
Then the angel left her.

Activity

Think of Mary, marginalized
and obedient. Be the love of
Christ to a single mother today.
Think of a gift or service we
could provide to the local
women's shelter.



Matthew 1: 18-21

Joseph accepts Jesus

18 ...His mother Mary was pledged to be married to Joseph, but before they came together, she was found to be pregnant through the Holy Spirit. 19 Because Joseph her husband was faithful to the law, and yet did not want to expose her to public disgrace, he had in mind to divorce her quietly.

20 But after he had considered this, an angel of the Lord appeared to him in a dream and said, "Joseph son of David, do not be afraid to take Mary home as your wife, because what is conceived in her is from the Holy Spirit. 21 She will give birth to a son, and you are to give him the name Jesus, because he will save his people from their sins."

Nativity Search:

I am Mary's husband. I am a
carpenter by trade. Who am I?

Find me in the
Entry / Foyer.



Luke 2: 1


Census

In those days Caesar
Augustus issued a decree that
a census should be taken of
the entire Roman world.

Gold Coins

Caesar's census was an
accounting of all the people and
their belongings in the Empire.

Today taxes never
tasted so good!





Luke 2: 3-5


Joseph & Mary go to Bethlehem

3 And everyone went to their own town to register.

4 So Joseph also went up from the town of Nazareth in Galilee to Judea, to Bethlehem the town of David, because he belonged to the house and line of David. 5 He went there to register with Mary, who was pledged to be married to him and was expecting a child.

Activity

Bundle up and take a drive with your family to look at Christmas Lights!



Luke 2: 6-7

Jesus is born

6 While they were there, the time came for the baby to be born, 7 and she gave birth to her firstborn, a son. She wrapped him in cloths and placed him in a manger, because there was no guest room available for them.

Nativity Search:

I am where Joseph and Mary sought refuge. What am I?

Find me near your play area.



Luke 2: 8-10

An angel appears to the shepherds

8 And there were shepherds living out in the fields nearby, keeping watch over their flocks at night. 9 An angel of the Lord appeared to them, and the glory of the Lord shone around them, and they were terrified. 10 But the angel said to them, "Do not be afraid. I bring you good news that will cause great joy for all the people

Nativity Search:

I am one of the shepherd's flock. What am I?

Find me in the Office or near the home's computer.



Luke 2: 11-12

An angel appears to the shepherds

11 Today in the town of David a Savior has been born to you; he is the Messiah, the Lord. 12 This will be a sign to you: You will find a baby wrapped in cloths and lying in a manger.”

Nativity Search:

We live in the manger and saw a great sight. Who are we?

Find us in the Living Room.



Luke 2: 13-14

Glory to God in the Highest

13 Suddenly a great company of the heavenly host appeared with the angel, praising God and saying,

14 “Glory to God in the highest heaven, and on earth peace to those on whom his favor rests.”

Favor

To favor someone is to bestow good will and kind regards or love up on them.

In this passage it specifically refers to God’s blessings. Think of a way to be a blessing or bless someone else.




Luke 2: 15-18

Shepherds go to Bethlehem

15 When the angels had left them and gone into heaven, the shepherds said to one another, “Let’s go to Bethlehem and see this thing that has happened, which the Lord has told us about.”

16 So they hurried off and found Mary and Joseph, and the baby, who was lying in the manger. 17 When they had seen him, they spread the word concerning what had been told them about this child, 18 and all who heard it were amazed at what the shepherds said to them.

Geography



Spend time together finding the areas of the world where these events took place.

Follow their routes.



Psalm 95:6-7

Hear his voice

6 Come, let us bow down in worship,
let us kneel before the Lord our Maker;
7 for he is our God
and we are the people of his pasture,
the flock under his care.

Today, if only you would hear his voice,

Prayer

As you snuggle into bed tonight
know that we are of God and
under his care.

Worship Him and ask to hear
His voice in your life.



Matthew 2:1

The Arrival of the Magi

After Jesus was born in Bethlehem in
Judea, during the time of King Herod,
Magi [Wise Men] from the
east came to Jerusalem.



Nativity Search:

We traveled far to bring gifts to
the new King. Herod asked us
to report back to him but we did
not. Who are we?

Find us in the
Living Room.



Matthew 2:2

The Magi follow a Star

“Where is the one who has
been born king of the Jews? We
saw his star when it rose and
have come to worship him.”

Activity

The Magi followed a
star. Now we will
make one! Look at the
Star Ornament
instruction page and
make a star!





Matthew 2:9

The Magi find Christ

9... they went on their way,
and the star they had seen
when it rose went ahead of
them until it stopped over the
place where the child was.

Star Gazing

Go outside & look at the stars.
Sip some hot cocoa and sing
Christmas carols. Remember
how a star lit the way.



Matthew 2:10

Joy

10 When they saw
the star, they were
overjoyed.

Shave Joy

Watch a family movie
full of seasonal joy!



Matthew 2:11

The Magi bring Gifts

11 On coming to the house, they saw
the child with his mother Mary, and
they bowed down and worshiped him.
Then they opened their treasures and
presented him with gifts of gold,
frankincense and myrrh.

Gifts



Why these three gifts?
Gold represents royalty. Frankincense is a nod
to his divinity. And, myrrh was used in death
and burial rituals, thus representing his
humanity.

King, God, and Man

The gifts were given of men from a
foreign land indicative that He would
be way for all nations.



19th 2 Corinthians 9:15

Indescribable Gifts

15 Thanks be to
God for his
indescribable gift!

Indescribable!

Sometimes finding just the right word is hard! Have some fun with two different Christmas Mad Libs-style fill in the blank stories. What will you describe?!



20th John 1:1

The Beginning

1 In the beginning was the Word, and the Word was with God, and the Word was God.

The Word

Did you know that this verse begins with the same three words as the beginning of the Bible? Flip to Genesis, page one, check it out! This tells us that the Word and God are the same and always have been...from the beginning!

Let's play with some words of our own!



21st John 1:3-5

All things were made

3 Through him all things were made; without him nothing was made that has been made. 4 In him was life, and that life was the light of all mankind. 5 The light shines in the darkness, and the darkness has not overcome it.

Make and Bake



Head to the kitchen and make some Christmas cookies



John 1:9, 12-13

The True Light

9 The true light that gives light to everyone was coming into the world. 12 ...all who did receive him, to those who believed in his name, he gave the right to become children of God— 13 children born not of natural descent, ...but born of God.

light

If you are able, light a fire and roast marshmallows!



John 1:14

Dwelling

14 The Word became flesh and made his dwelling among us. We have seen his glory, the glory of the one and only Son, who came from the Father, full of grace and truth.

Dwelling



Jesus chose to make his dwelling among us. Now construct your own dwelling.



John 3:16

Eternal Life

16 For God so loved the world that he gave his one and only Son, that whoever believes in him shall not perish but have eternal life.

Nativity Search:

I am the son of God. I came to bring light into the world. Who am I?

Find me in the Kitchen.

Star Ornament

Supplies:

- 5 Cinnamon Sticks or twigs about the diameter of a pencil, cut to equal lengths
- Hot Glue & gun
- String or Ribbon
- *Optional:* Decorations

Directions:

1. Use the hot glue to tack the corners of the cinnamon sticks or twigs together in a star shape.
2. *Optional:* Glue on any decorations you desire.
3. Add a string or ribbon so you can hang it from your tree.



Christmas

Fill-in the Blank Stories

Rudolph, the Red Nosed Reindeer

Rudolph the _____-nosed _____

adjective

noun

Had a very _____ nose.

adjective

And if you ever _____ it

verb

You would really say it glows.

All of the other _____

noun

Used to _____ and call him _____

verb

noun

They never let _____ Rudolph,

adjective

_____ in any _____ games.

verb

noun

Then one _____ Christmas Eve,

adjective

Santa _____ to say,

verb

“Rudolph, with your _____

noun

so _____ Won't you

adjective

_____ my _____

verb

noun

tonight?”

Then how the reindeer loved
him As they _____-ed out

verb

with _____.

emotion

“Rudolph, the _____-nosed reindeer,
You'll go down in _____.

noun

noun



Christmas

Fill-in the Blank Stories

letter to Santa

Dear Santa,

How are you? I am _____. Do you remember me? I am the little _____ who sat on your _____ at the Broadway Department store. I was wearing _____ pants, and a _____ shirt. You probably can remember me best by my _____ nose, my _____ eyes, and my face that is completely covered with _____.

Santa, for Christmas, I would like an Electric _____ a real "Tommy _____" Toy, a Transistor _____ and a New Baby _____.

Santa, if you will bring me all these things, I promise to be a good little _____, and to always eat my _____, and to always clean my _____.



Merry Christmas & A Happy New _____

Spelling Stones

Supplies:

- Smooth Black Stones, at least 1 inch diameter (The Dollar Store or floral department)
- paint pens, metallic permanent markers
- *Optional:* Sealant—for heavy use

Directions:

Paint “Merry Christmas” on the stones—you may want to use all lower case to make the stones more interchangeable.

How to Use:

How many words can be made using only the letters on the stones?

